

CIRCULAR ECONOMY AND ENVIRONMENTAL LABELLING CEEL 2021

*Scientific conference with international participation
29th January 2021. Novi Sad, Serbia*

*Conference Organizer: University of Novi Sad, Faculty of Technical Sciences, Department
of Production Engineering, Chair of Metrology, Quality, Equipment, Tools, and
Ecological-Engineering Aspects*

Instructions for MS Teams

Due to the epidemiological situation, the CEEL 2021 conference will be held through the MS Teams platform. You can use MS Teams through the supported Internet browsers Google Chrome and Microsoft Edge (latest versions), as well as through the MS Teams application. If you want to use the MS Teams application, the supported operating systems are Microsoft Windows 8, Microsoft Windows 8.1, Microsoft Windows 10, Apple macOS Sierra, High Sierra, Mojave, Catalina, Big Sur. If your operating system does not meet the minimum criteria for the application, then you must use an Internet browser.

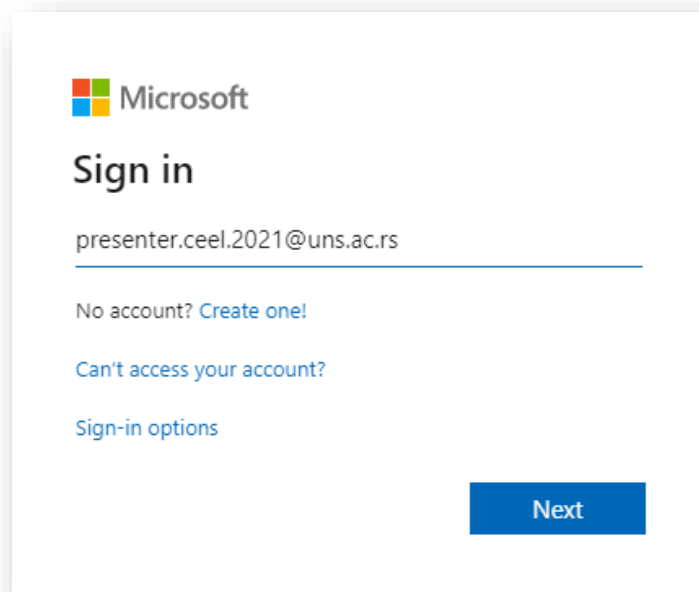
If you want to use an Internet browser, you can access it from the link:

<https://teams.microsoft.com>

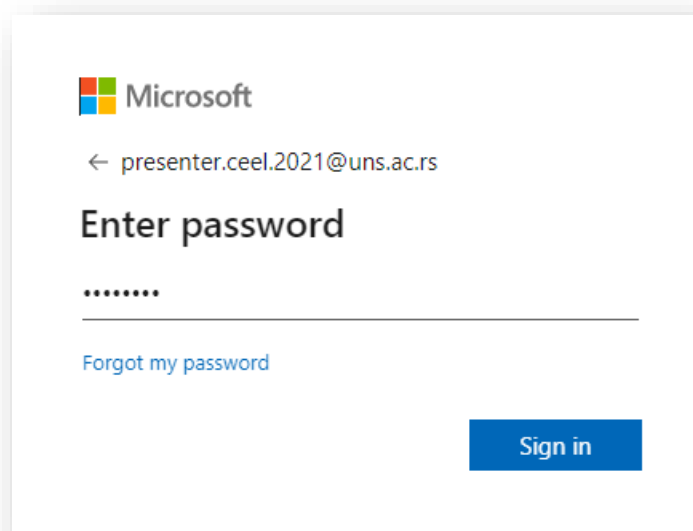
If you want to use the application you can download it from the following link:

<https://www.microsoft.com/en/microsoft-teams/download-app>

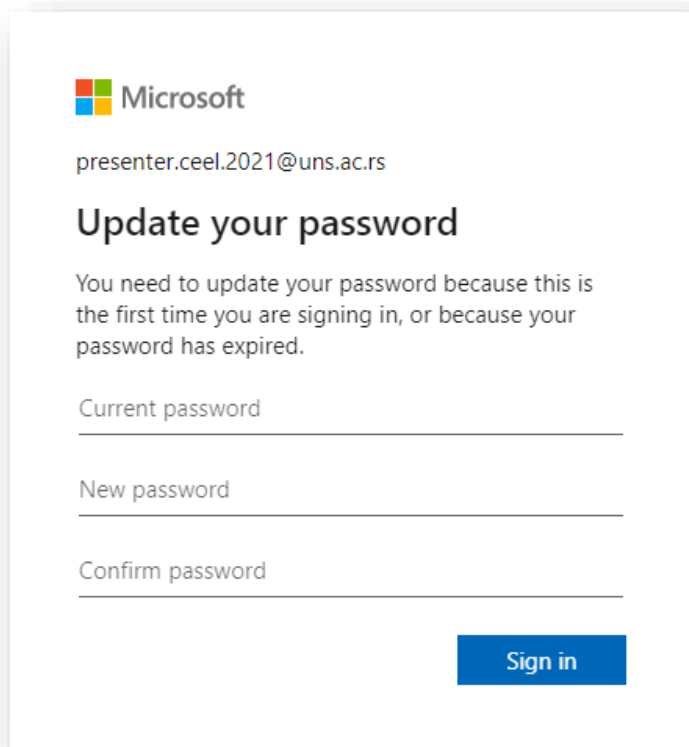
The next steps are identical for the browser and the application. In the dialog you need to enter the username that was previously provided to you.



By clicking on the "Next" button, a window will open where you need to enter the password that was delivered to you and click on the "Sign in" button.



After entering your temporary password, you need to re-enter your temporary password in the upper field and then enter the password of your choice. Your password must contain at least one uppercase letter, one lowercase letter, one number, and has to be eight characters long. When you have entered your desired password and if it meets the minimum prerequisites, you need to click on the "Sign in" button.



Microsoft

presenter.ceel.2021@uns.ac.rs

Update your password

You need to update your password because this is the first time you are signing in, or because your password has expired.

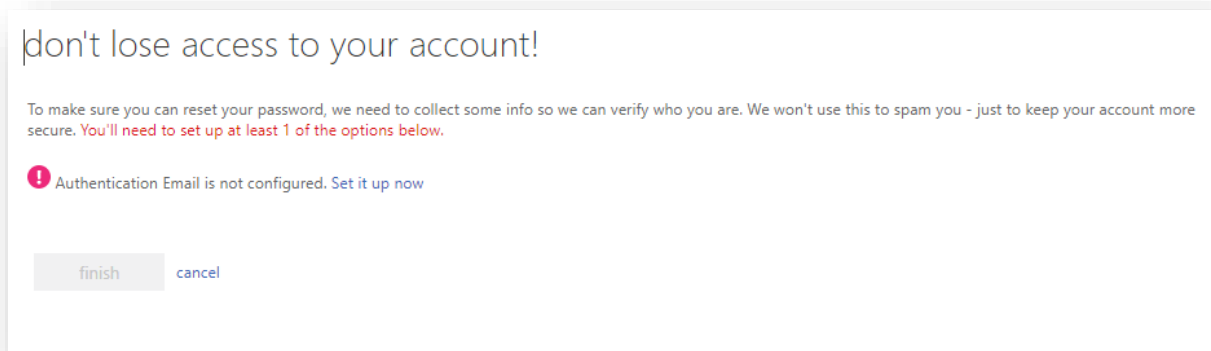
Current password

New password

Confirm password


[Sign in](#)

In the next window you can click on the "cancel" button. If you want, you can enter your private email address (by clicking on the link "Set it up now") which serves as a standalone password reset if you forgot it. If you have forgotten your password and have not entered your private email address, please contact rade.lucic@uns.ac.rs.



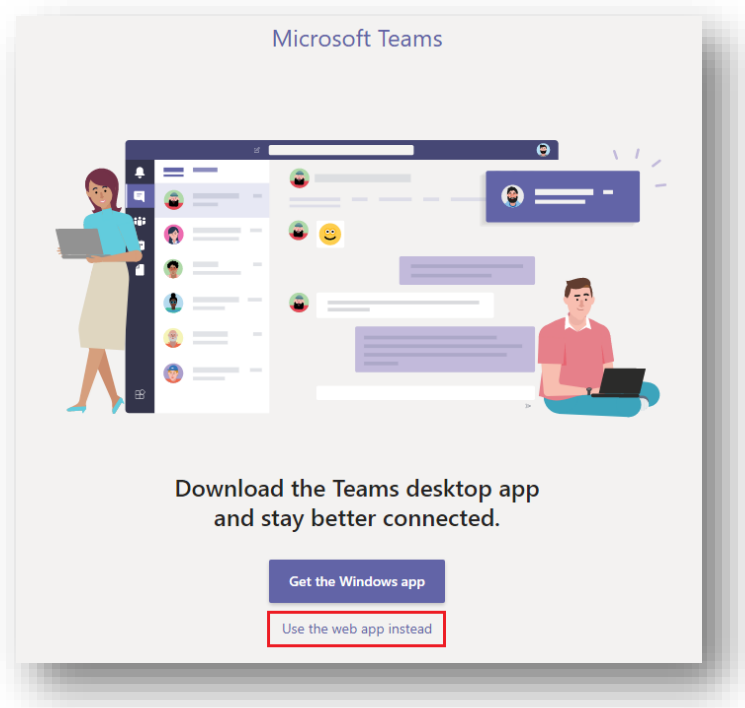
Don't lose access to your account!

To make sure you can reset your password, we need to collect some info so we can verify who you are. We won't use this to spam you - just to keep your account more secure. You'll need to set up at least 1 of the options below.

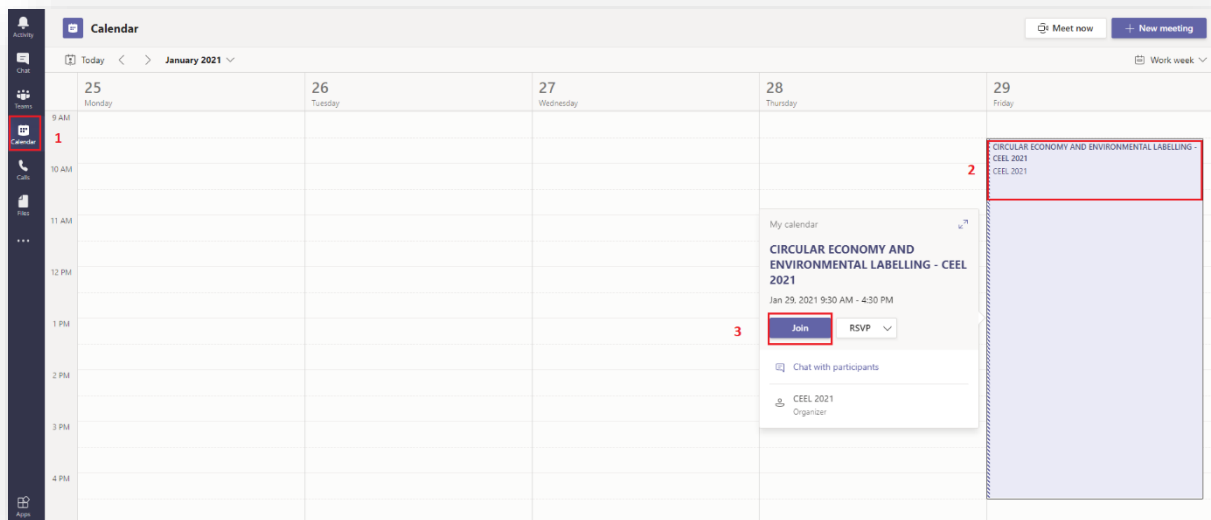
 Authentication Email is not configured. [Set it up now](#)

[finish](#) [cancel](#)

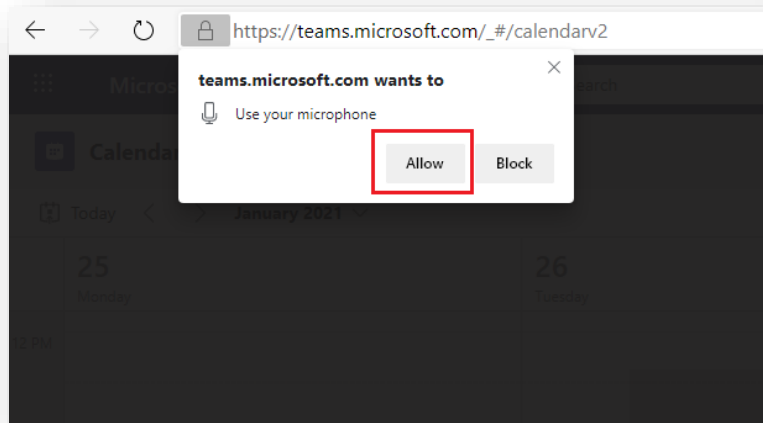
If you have accessed through an Internet browser, you need to click on the link "Use the web app instead" (this step does not exist on the application).



In the menu on the left, click Calendar (1) and the current week's calendar will open. Then click on the scheduled "Event" (2) and select the "Join" option (3).



When you access the scheduled "Event" you must allow the browser to use the camera and microphone from your computer (not required for the application).



In the next dialog, you can turn on the camera and microphone and click on the "Join now" button to access the conference. The practice is to turn off the microphone when connecting, not to disturb the presenter who is making a presentation at that moment.

